

# Roots and Tubers

The Case for Investment



# Introduction

The development of the roots and tubers value chains in the Caribbean can contribute to addressing agricultural revitalization and food and nutrition security challenges.



- **Employment/job creation**



- **Foreign exchange savings from reduced imports**



- **Climate change adaptation strategy given the hardiness of this crop**



- **Land utilization as it replaces old pillars of agricultural development**

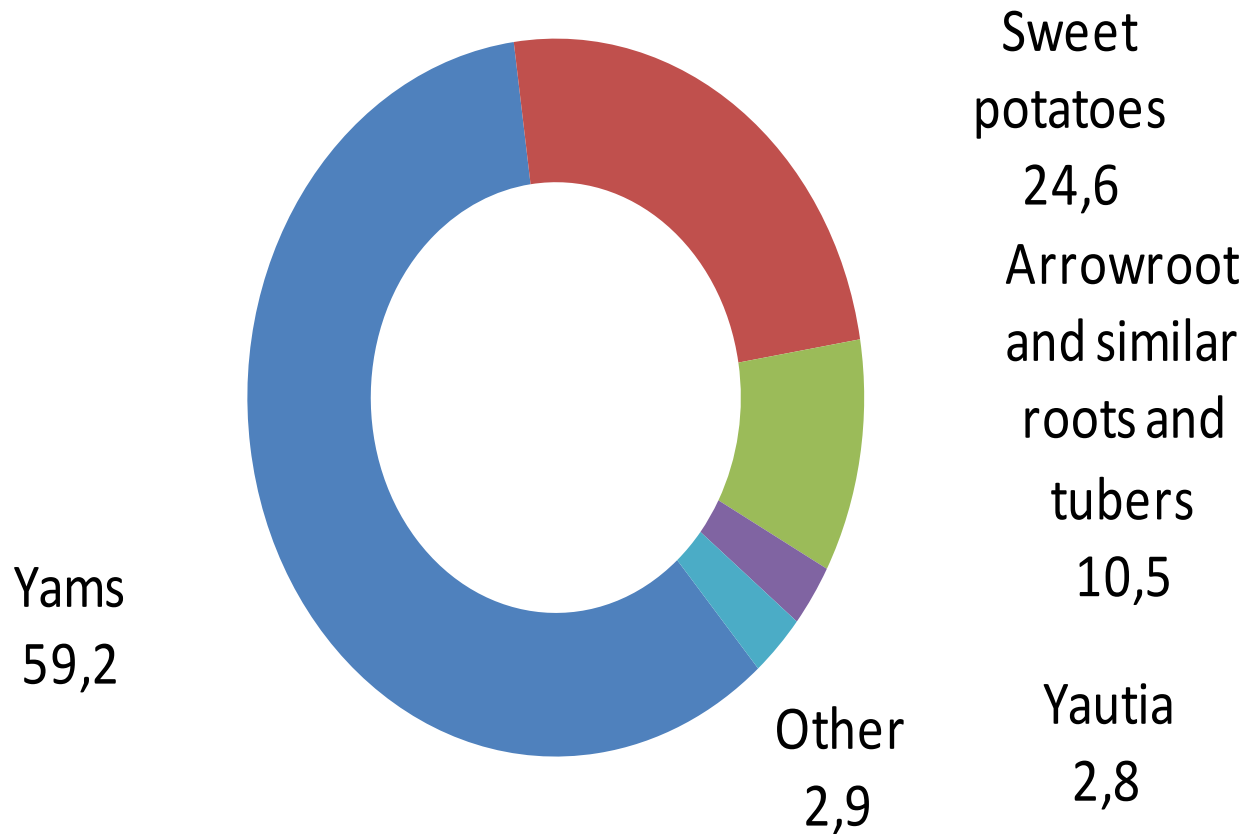


- **Health and Nutrition - given its gluten-free status and its vitamin, mineral and fiber content.**



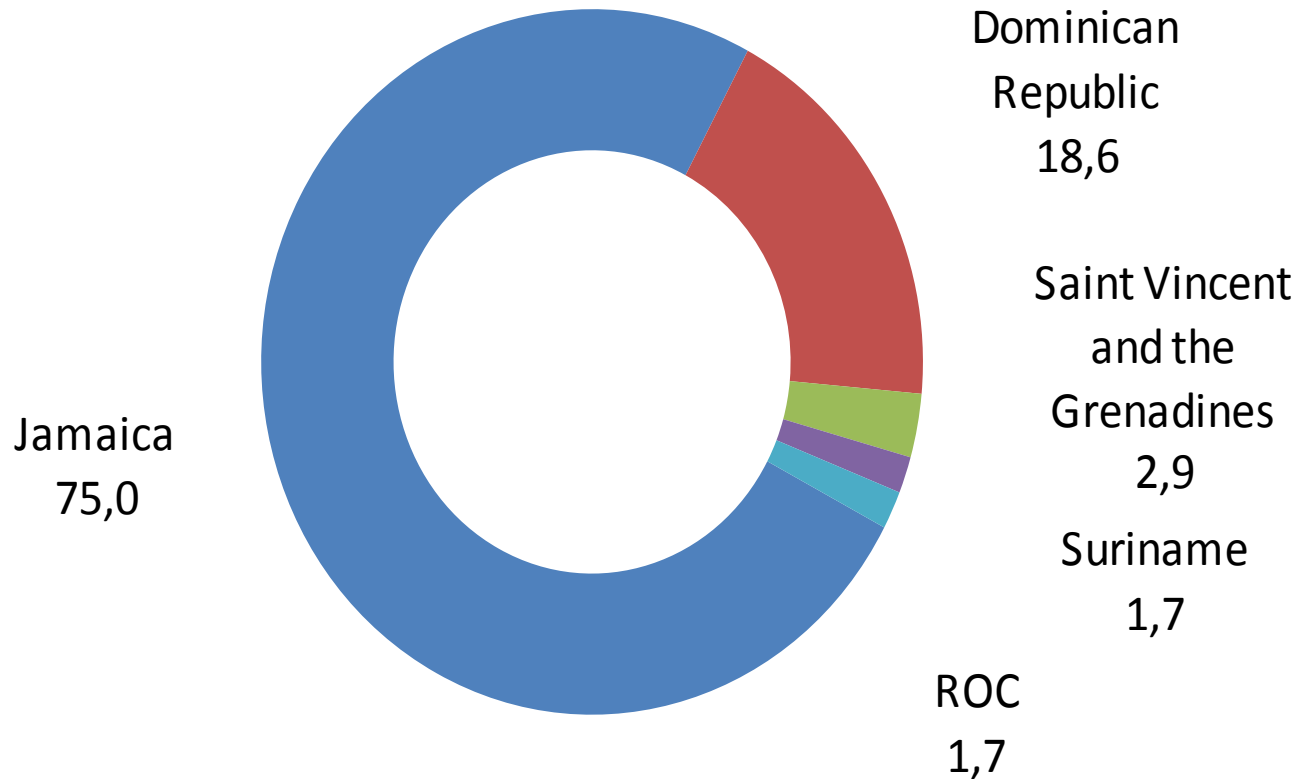
# CARICOM Exports

## Top exported goods, %- 2015



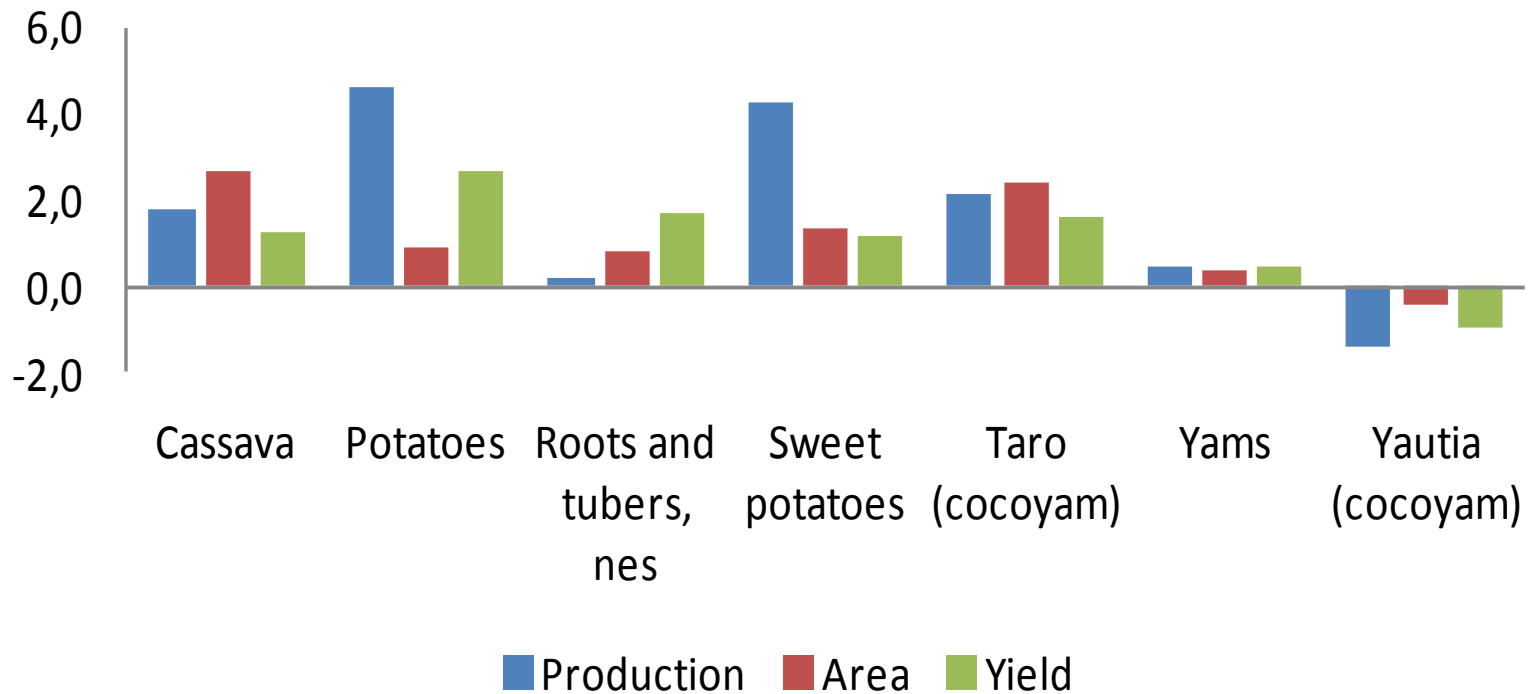
# CARICOM Exports

**Top exporters, %- 2015**



# Root Crop Growth

## Growth rates by crop (1993-2013)



# Enabling Environment

- Harmonized regional and national policies
- Development of national plans and coordinating mechanisms
- Research & Development: Technical packages for improved production practices & value added product development
- Regulatory: Ensuring product standards, quality, safety
- **Public-private partnerships: Value-chain development**
  - **Cluster management of small farmers**
- Market information & trends
  - Consumer driven market demands

# AVERAGE CARICOM IMPORTS (2011-2013) – NEW MARKET

COUNTRY	Wheat + Flour (MT)	Wheat + Flour (\$1000)	Corn (MT)	Corn (\$1000)	Potato (MT)	Potato (\$1000)	Malt (MT)	Malt (\$1000)
Antigua and Barb.	2,947	2,525	40	82	978	1,089	18	11
Bahamas	3,727	6,428	201	277	2,040	3,179	643	1,778
Barbados	18,388	11,209	32,311	10,647	8,440	3,743	1,846	1,341
Belize	10,438	8,635	404	1,944	1,786	774	1,718	1,416
Dominica	1,550	1,636	316	112	407	325	258	138
Grenada	14,750	8,357	7,200	2,536	756	458	597	350
Guyana	35,113	28,615	29,269	11,961	9,591	3,166	3,154	2,570
Haiti	85,765	46,922	8,381	2,772	1,079	248	5,481	3,442
Jamaica	141,359	71,556	199,545	80,923	5,049	2,818	10,826	6,206
SKN	6,947	1,994	293	70	370	217	451	215
St. Lucia	3,074	2,788	103	42	1,343	1,020	2,418	1,413
SVG	20,765	13,514	4,878	1,901	545	361	1,031	509
Suriname	12,274	6,654	12,858	4,240	7,770	2,967	3,016	1,659
T&T	98,653	52,217	84,441	28,676	27,978	9,675	14,133	7,949
<b>CARICOM TOTAL</b>	<b>455,748</b>	<b>263,049</b>	<b>380,237</b>	<b>146,181</b>	<b>68,133</b>	<b>22,530</b>	<b>45,590</b>	<b>28,995</b>

# AGRICULTURAL PRODUCT IMPORTS REPLACEMENT WITH CASSAVA

COUNTRY	Wheat + Flour (MT)	50% with Cassava (Flour ) (MT)	Corn (MT)	40% Cassava (Chips) (MT)	Potato (MT)	30% Cassava (MT)	Malt (MT)	10% Malt (MT)
Antigua and Barb.	2,947	5,526	40	43	978	294	18	2
Bahamas	3,727	6,987	201	217	2,040	612	643	64
Barbados	18,388	34,478	32,311	34,896	8,440	2,532	1,846	185
Belize	10,438	19,571	404	436	1,786	536	1,718	172
Dominica	1,550	2,906	316	341	407	122	258	26
Grenada	14,750	27,657	7,200	7,776	756	227	597	60
Guyana	35,113	65,836	29,269	31,610	9,591	2,877	3,154	315
Haiti	85,765	160,809	8,381	9,051	1,079	324	5,481	548
Jamaica	141,359	265,049	199,545	215,509	5,049	1,515	10,826	1,083
SKN	6,947	13,026	293	317	370	111	451	45
St. Lucia	3,074	5,763	103	111	1,343	403	2,418	242
SVG	20,765	38,935	4,878	5,268	545	164	1,031	103
Suriname	12,274	23,013	12,858	13,886	7,770	2,331	3,016	302
T&T	98,653	184,973	84,441	91,196	27,978	8,394	14,133	1,413
<b>CARICOM TOTAL</b>	<b>455,748</b>	<b>854,527</b>	<b>380,237</b>	<b>410,656</b>	<b>68,133</b>	<b>20,440</b>	<b>45,590</b>	<b>4,559</b>



COUNTRY	10% Replacement	Cassava Fresh Root Equivalent (MT)
	Equivalent (MT)	
Antigua and Barbuda	510.5	1,914
Bahamas	575.3	2,157
Barbados	1,885.4	7,070
Belize	1,065.5	3,996
Dominica	194.4	729
Grenada	1,805.9	6,772
Guyana	2,957.1	11,089
Haiti	22,393.8	83,977
Jamaica	14,860.5	55,727
St. Kitts and Nevis	160.6	602
St. Lucia	286.7	1,075
St. Vincent and Grenadines	1,410.6	5,290
Suriname	2,076.0	7,785
Trinidad and Tobago	9,425.5	35,345
<b>TOTAL</b>	<b>59,608</b>	<b>223,529</b>

# Private Sector Investment Opportunities

- Expansion of bakery subsector utilization
  - Baked goods (beyond bread to include cakes; pastries etc)
- Upgrading and expansion of export market opportunities
  - Snack foods (chips)
  - Bammy (cakes, fries, sticks)
  - Farine (salt, coconut)
- Expansion of use in beer production (replacement of malt & barley)

# Private Sector Investment Opportunities

- Expansion of snack food industry
  - Development of the new and innovative snack foods (similar white potato)
- Development and expansion of products for use in fast service sector (frozen and chilled products)
- Development and expansion of products for use as animal feed
  - Processing by product
    - Small ruminants & pig

# Public Sector Investment Opportunities

- Facilitating linkages for the development of sustainable profitable value chains and market linkages
  - National coordinating mechanisms
  - National development plans
- Development of seed bank (cassava & sweet potato)
- Development of post harvest management systems
- Feasibility assessment for starch production (cassava and sweet potato)
- Financial innovations and systems
  - Farmers
  - Processors
  - Manufacturers

Thank you for your  
attention

...